



Patricio Arce Arce
U.T.P.

SEMANA 16 DEL 13 AL 15 DE JULIO
GUÍA N°12 DE INGLÉS PARA 8° BÁSICO 2020
Uso de GOING TO para acciones de futuro

Nombres:	Apellidos:	RUN:
Curso: 8th Grade Letra:	Fecha: July 13th, 2020	

OBJETIVO: Reconocer estructura gramatical de GOING TO para futuro en oraciones afirmativas, negativas e interrogativas.

Tiempo considerado: 90 minutos.

OBS: En el caso de GOING TO (al igual que WILL en la guía anterior), también muestra acciones en futuro, la diferencia es que al usar GOING TO muestra mayor seguridad de que la acción ocurra en el futuro.

¿Cómo hacemos oraciones en inglés?

AFFIRMATIVE FORM

Sujeto	+	IS/ARE/AM	+	GOING TO	+	Verbo (sin cambios)	+	Complemento
--------	---	-----------	---	----------	---	---------------------	---	-------------

Examples:

- ❖ She is going to visit the family.
- ❖ They are going to play computer games.
- ❖ I am going to check the exercises.

NEGATIVE FORM

Sujeto	+	ISN'T / AREN'T / AM NOT	+	GOING TO	+	Verbo (sin cambios)	+	Complemento
--------	---	-------------------------	---	----------	---	---------------------	---	-------------

Examples:

- ❖ He isn't going to eat breakfast tomorrow.
- ❖ We aren't going to drink coffee in the evening.
- ❖ I am not

INTERROGATIVE FORM

IS / ARE / AM	+	Sujeto	+	GOING TO	+	Verbo (sin cambios)	+	Complemento	+	?
---------------	---	--------	---	----------	---	---------------------	---	-------------	---	---


Examples:


- ❖ Are you going to work on Saturday?
- ❖ Is she going to record a video for the class?
- ❖ Am I going to be honest with my family?


It's your turn!!


It is time to practise...


I.- According to the images, complete the sentences using IS/ARE/AM + GOING TO + VERB in parenthesis (8 pts).
 (Completa las oraciones de acuerdo con las imágenes, revisa la forma correcta para cada tipo de oración)


1. They _____ a soda.
 (drink) 


2. My dad _____ a new car.
 (buy) 


3. It _____ tonight.
 (rain) 

4. I _____ a horse.
 (ride) 

5. You _____ the homework
 (do) 

6. We _____ married this month.
 (get) 

7. She _____ TV at home.
 (watch) 

8. The sheep _____ the grass.
 (eat) 

II.- According to the SENTENCE FORM, write the affirmative, negative and interrogative form for each case, look at the example (12 pts)

EXAMPLE : I / dry my clothes.
 I am going to dry my clothes. ✓
 I am not going to dry my clothes. ✗
 Am I going to dry my clothes ?

He / buy a car.

✓
 ✗
 ?

They / paint the house.

✓
 ✗
 ?

We / go to bed.

✓
 ✗
 ?

It / rain

✓
 ✗
 ?



Recuerden que se les entrega el sujeto (que está primero), luego el verbo y el complemento (en el caso que no exista complemento, no hay problema, la oración es así). Usaremos esas pistas para hacer las oraciones, recuerda que en la hoja anterior tenemos el orden para cada una de ellas.

