




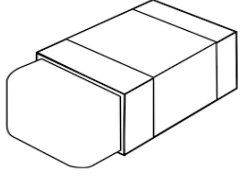


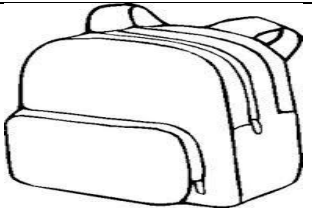
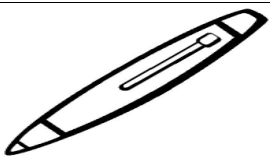
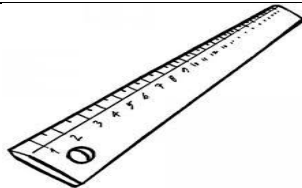
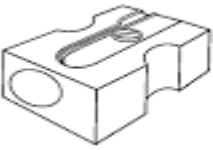
**GUIA DE INGLES 5th GRADE A – B – C**  
**Semana 3 / Lunes 30-03 al viernes 03-04**

NAME \_\_\_\_\_ DATE \_\_\_\_\_







OA 1, 10, 5

Objetivo: Reconocer vocabulario sobre objetos de la sala de clases. Identificar algunas preposiciones de lugar.

**SCHOOL OBJECTS**

 <b>THIS IS A BOOK</b>	 <b>THIS IS AN ERASER</b>	 <b>THIS IS A PENCIL CASE</b>	 <b>THIS IS A PENCIL</b>
 <b>THIS IS A BACKPACK</b>	 <b>THIS IS A PEN</b>	 <b>THIS IS A RULER</b>	 <b>THIS IS A SHARPENER</b>

**PREPOSITIONS OF PLACE**

<p>The cat is <b>in</b> the box.</p>  <b>in</b> In = dentro de	<p>The cat is <b>on</b> the box.</p>  <b>on</b> On = encima de	<p>The cat is <b>under</b> the box.</p>  <b>under</b> Under = debajo de
<p>The cat is <b>behind</b> the box.</p>  <b>behind</b> Behind = detrás de	<p>The cat is <b>next to</b> the box.</p>  <b>next to</b> Next to = al lado de	<p>The cat is <b>between</b> the boxes.</p>  <b>between</b> Between = en medio de

I.- Escucha y repite los objetos de la sala de esta canción.







<https://www.youtube.com/watch?v=AS5nhKzaOqo>

II.- Busca, marca en la sopa de letras y escribe en inglés las palabras que encuentres al lado de la sopa.




- 1.- HIGHLIGHTER
- 2.- \_\_\_\_\_
- 3.- \_\_\_\_\_
- 4.- \_\_\_\_\_
- 5.- \_\_\_\_\_
- 6.- \_\_\_\_\_
- 7.- \_\_\_\_\_
- 8.- \_\_\_\_\_
- 9.- \_\_\_\_\_
- 10.- \_\_\_\_\_
- 11.- \_\_\_\_\_
- 12.- \_\_\_\_\_
- 13.- \_\_\_\_\_
- 14.- \_\_\_\_\_
- 15.- \_\_\_\_\_
- 16.- \_\_\_\_\_

III.- Lee cada oración y con un círculo marca TRUE (verdadero) o FALSE (falso) según cada imagen.

	The pencil is on the books.  TRUE / FALSE		The books are in the backpack.  TRUE / FALSE
	The pen is on the pencil case.  TRUE / FALSE		The tape is between the pencil and the eraser.  TRUE / FALSE
	The eraser is behind the glue.  TRUE / FALSE		The pencil case is next to the crayons.  TRUE / FALSE

IV.- Mira, lee y completa cada oración con las siguientes preposiciones de lugar: IN – ON – UNDER - BEHIND – NEXT TO – BETWEEN



- 1.- The pen is \_\_\_\_\_ the table.
- 2.- The eraser is \_\_\_\_\_ the book and the ruler.
- 3.- The pencil is \_\_\_\_\_ the backpack.
- 4.- The table is \_\_\_\_\_ the teacher.
- 5.- The backpack is \_\_\_\_\_ the floor.
- 6.- The backpack is \_\_\_\_\_ the table.

V.- Lee cada oración y dibuja lo que corresponde en la imagen del ejercicio anterior.

- 1.- The scissors are **next to** the pen.
- 2.- The pencil case is **under** the table.
- 3.- The glue is **in** the backpack.
- 4.- The sharpener is **on** the table.
- 5.- The highlighter is **behind** the teacher.

Miss Carolina Pinto V.